

Department of Pathology

Welcome New Hires



Stuart Schnitt, MD

Dr. Schnitt will join the Pathology Department this November as Chief, Division of Cancer Pathology (BIDMC) and Chief of Oncologic Pathology (DFCI).

An internationally recognized expert in breast pathology, Dr. Schnitt is also an accomplished clinician, researcher, teacher, and leader. He has been the Chief of Breast Oncologic Pathology for the Dana-Farber/Brigham Cancer Center and Chief of the Breast Pathology Service at Brigham and Women's Hospital. He is a Professor of Pathology at Harvard Medical School.

He has published over 400 original articles, review articles, editorials, commentaries, and book chapters, primarily in the area of breast diseases. He has also authored a popular breast pathology textbook entitled *Biopsy Interpretation of the Breast*, now its fourth edition, and is also one of the editors of the 4th, 5th, and 6th editions of the *World Health Organization Classification of Tumours of the Breast*. [Read more here.](#)

Department of Pathology

Welcome New Hires



Min Zhang, MD

Dr. Zhang earned her medical degree from Shanxi Medical University in China and her PhD from the University of California, Irvine. She completed her residency in anatomic pathology at the University of Massachusetts Chan Medical School, followed by subspecialty fellowships in cardiovascular and pulmonary pathology (2023–2024) and cytopathology (2024–2025) at the UCLA Department of Pathology.

At BIDMC, Dr. Zhang joins the faculty as a staff pathologist on the cardiothoracic pathology and cytopathology teams. She will also contribute to the head and neck pathology service as well as the autopsy service. Dr. Zhang is passionate about the vital role of pathology in patient care and is dedicated to delivering accurate diagnoses, providing high-quality services, and collaborating with multidisciplinary teams to improve patient outcomes.

Outside of medicine, Dr. Zhang enjoys traveling, exploring new places, and spending quality time with her family.

Department of Pathology

Welcome New Hires



Joel Henderson, MD, PhD

Dr. Joel Henderson is an MD PhD graduate of The Ohio State University College of Medicine and Program in Biomedical Engineering. He completed his residency in anatomic pathology at Brigham and Women's Hospital, serving as Chief Resident, followed by fellowship training in renal pathology with Dr. Helmut Rennke, and post-doctoral research in familial glomerular disease with Dr. Martin Pollak. He was recruited to join the faculty of Boston University Chobanian and Avedisian School of Medicine, to establish and direct a new renal pathology service at Boston Medical Center.

During his tenure at BU/BMC, in addition to his clinical role, he directed his research program in glomerular mechanobiology, served as Laboratory Director for the Framingham Heart Study, and was pathology residency program director at BMC. He also co-founded and directed the Path 2 Path Graduate Certificate program at Boston University, which prepares physicians for a pathology residency. Current research efforts include work as co-investigator for the NIDDK Kidney Precision Medicine Project, which is a human research kidney biopsy study that aims to reveal new approaches to kidney disease diagnosis and treatment; and industry collaborations aimed toward discovery of novel therapeutics in chronic kidney disease.

Department of Pathology


Award, Honors, and New Roles



We are pleased to announce **Vikram Deshpande, MD**, has been named Interim Chair of the Department of Pathology. Prior to assuming this new role, he served as Vice Chair of Anatomic Pathology Faculty Development & Academic Affairs.



We are delighted to announce the appointment of **James Kirby, MD, PhD**, as Associate Vice Chair of Laboratory.




Bart White, MD, has received the 2025 Donald O'Hara Faculty Prize for Excellence in Preclerkship Teaching from HMS. The award recognizes outstanding teaching in the Foundations course. Since 1982, this honor has been bestowed on HMS's most outstanding teachers, a highly select group of the school's leading medical educators.

Department of Pathology

Award, Honors, and New Roles



Congratulations to **Jackie Hubbard, PhD**, on her recent HMS appointment to Assistant Professor. She joined our faculty and Clinical Chemistry group last September as Co-Director of Clinical Chemistry, Director of Clinical Toxicology.



We are delighted to announce the appointment of **Monika Vyas, MD**, as Associate Director, Gastrointestinal (GI) Pathology Service



We are delighted to announce that **Yuho Ono, MD** was appointed Assistant Director of the Immunohistochemistry Lab

Department of Pathology

Award, Honors, and New Roles

The outstanding scientific contributions of some of the Pathology faculty in papers published in 2024 were recognized by the BIDMC Cancer Research Institute.

- **Dr. Antoine Karnoub** received the award for Best Basic Science Paper
- **Dr. Atsushi Tanaka** received the award for Best Clinical Science Paper
- **Dr. Alex Toker** received the award for Best Collaborative Paper



Sophia Bellegarde, MD, one of our residents, has been selected by the American Society for Clinical Pathology (ASCP) as a top 5, 2025 honoree of their prestigious "40 under Forty" program, which "celebrates the brightest emerging leaders and innovators of pathology, laboratory medicine, and ASCP." [Click here](#) for more information, including a description of Sophia's accomplishments.

Department of Pathology

Award, Honors, and New Roles

The Department of Pathology is pleased to announce that **Dr. James Connolly** has been appointed Professor of Pathology, Emeritus in recognition of his many years of outstanding service and dedication to the Faculty of Pathology.

Throughout his distinguished career, Dr. Connolly has made invaluable contributions to our academic mission, research, and educational programs. His leadership and commitment have profoundly strengthened our community, for which we remain deeply grateful.

We extend our warmest congratulations to Dr. Connolly on this well-deserved honor and wish him continued health, happiness, and fulfillment in the years ahead. We look forward to welcoming him at future departmental events and activities.

Department of Pathology

News and Laboratory Updates

Pathology Completes Successful College of American Pathologists (CAP) Inspection

In September, the BIDMC Pathology team successfully completed a two-day CAP inspection. Our passing inspection was a direct result of the steadfast collaboration, expertise and support everyone offered each other over the two days and leading up to the inspection. It showcases our collaborative culture, how we care for one another and our dedication to high quality care.

As we work on addressing the few identified deficiencies, our inspection team also provided recommendations for us to implement to strengthen the quality of the care we provide to our patients and improve the safety of the environment you work within. We will review these to identify and implement solutions.

Pathology Completes Successful AABB Inspection

Congratulations to the BIDMC blood bank team for a successful inspection by the Association for the Advancement of Blood & Biotherapies (AABB) in early October. The two-day inspection involved observation of phlebotomy and transfusion procedures in the clinical areas, as well as a thorough, yet collegial, inspection of the Blood Bank. The inspectors praised not only the outstanding work of the Blood Bank team, but also the support and professionalism demonstrated by all BIDMC staff throughout the process. One inspector remarked, "The things we found are only to make an already great Blood Bank greater!" We will thoughtfully implement process improvements to address the deficiencies identified to ensure the highest quality of care for our patients.

Department of Pathology

News and Laboratory Updates

Spotlight: Molecular Pathology Laboratory

In September, a crew from Hungarian TV interviewed Hungarian-American physicians/scientists, including Gyorgy Abel, MD, PhD. He showcased his colleagues and the work of the Molecular Pathology Lab. The interview was conducted in Hungarian for a Hungarian audience.

Most recently, the Molecular Pathology Laboratory has developed a Next Generation Sequencing assay designed for rapid and comprehensive analysis of key mutations associated with myeloid malignancies. The Ultra-Fast NGS Myeloid Panel was launched on July 7, 2025, and the volume has increased as we serve the needs of more patients of the BIDMC Blood Cancer Program. Leveraging streamlined workflows and optimized bioinformatics pipelines, this assay delivers high-quality results with significantly reduced turnaround time—typically within 3-4 days. It provides critical diagnostic, prognostic, and therapeutic information to support timely clinical decision-making in hematologic oncology. The assay is designed for sensitive detection of myeloid disorder-associated DNA mutations and RNA fusion transcripts in blood and bone marrow samples.

This work is part of our Precision Diagnostics Initiative, bringing innovative precision medicine diagnostics to support care of our patients with faster, more comprehensive diagnostics.

Congratulations to the Molecular Pathology Laboratory!

Department of Pathology

News and Laboratory Updates

Spotlight: Molecular Pathology Laboratory (cont.)



Group photo, l-r: Atsushi Tanaka, MD, PhD, pathologist; Darion Tilton, MLS; Megan Pitts, MLS; Tom Moutinho, PhD, Genomic Bioinformatician; Annie Cheng, BSC, ASCP (M, SV), Clinical Manager; Eleanor Kelly, MLS; Samuel Smith, MLS; and Divya Bhagirath, PhD, Lead Genomic Scientist.



The Hungarian TV crew filmed Dr. Abel and colleagues on Monday, Sept. 8

Department of Pathology

News and Laboratory Updates

Spotlight: Human Leukocyte Antigen (HLA) Laboratory/Immunogenetics



Many thanks to a great team! Annie Cheng, BSC, ASCP (M, SV), Clinical Manager; Dean R Sylvaria, BS, CHS (ACHI), Supervisor; Anthony R Jackson, MLS; Olga P Clavijo, MLS; Tim Girouard, MLS; Giulia Schneider, MLS; Jordan Meisinger, MLS; Archana Chungapally, MLS; and Matthew Chansignavong, LSA.

We are very proud of the entire HLA laboratory team, which works so hard and under stringent timelines for our patients who need transplants. We are also responsive to the changing clinical needs of BIDMC. For example, we increased the lab operation hours to accommodate the new heart transplant program, which just celebrated its two-year anniversary. The lab's efforts were recently recognized after a successful liver transplant for a patient and donor. Martin J. Dib, MD, Director of Hepatobiliary Surgery and Director of Living Donor Liver Transplant, reported that the patient and donor were doing well, and added:

"To our colleagues in the BIDMC HLA lab: thank you for being the unseen guardians of our transplant patients. While many may not realize it, your work behind the scenes saves lives every day. Even if you don't always meet the patients directly, know that your precision and dedication protect transplanted organs and give patients a second chance at life. You are the hidden heroes of transplantation, and we are deeply grateful for all you do!"

Department of Pathology

News and Laboratory Updates

Spotlight: HLA Laboratory/Immunogenetics (cont.)

Led by Indira Guleria, PhD, D (ABHI), Director, in collaboration with Yan Li, PhD, F(ACHI), Assistant Director, the lab conducts high complexity testing, specializing in histocompatibility and immunogenetics. It supports patients in transplant programs at BIDMC and BILH by providing comprehensive testing for compatibility and immunological assessment and risk stratification. In addition:

- The lab provides both testing and consultative services to support approximately 403 abdominal organ transplants and 40 heart transplants annually.
- Services also extend to pre- and post-transplant care for solid organ and bone marrow transplant programs, as well as transfusion medicine.
- They investigate HLA associations with specific diseases and drug hypersensitivity reactions to guide clinical management.

Over the past several years, the HLA Laboratory has expanded its testing menu for BIDMC and BILH to include flow cytometry crossmatch, a method more sensitive than complement-dependent cytotoxicity, and in-house anti-HLA antibody testing. Most recently, the laboratory has validated high-resolution HLA typing using Next Generation Sequencing (NGS) technology, which will be incorporated into routine workflow. You can read more about this launch of AlloSeq Tx 17 on [the Pathology LinkedIn page](#).

Department of Pathology

News and Laboratory Updates

Flow Cytometry Laboratory Team Represents BIDMC at ICCS

The Flow Cytometry Laboratory team is at the International Clinical Cytometry Society (ICCS) Annual Meeting, today through Sept. 30 in Philadelphia. In addition to attending sessions on the latest advances in the field, our team members are proudly representing BIDMC in several key activities:

Bruce Loewen, MLS (ASCP), our Lead Technologist, was one of only two individuals selected to receive a scholarship for the ICCS pre-conference course. He will also serve as an *anchor* for the Career Lab session, representing early-career professionals in discussions on career development in flow cytometry.

Helena Varela de Araujo, SCYM (ASCP), Clinical Supervisor of the laboratory, has been invited by Sysmex to deliver a lecture titled *“From Validation to Routine Use: Lessons from Implementing the DryEx PNH High-Sensitivity Assay Kit.”*


Veronica Alvarez, MD (PGY-2 Resident), was selected to present a clinical case on *“Challenges of Adult T cell Leukemia/Lymphoma Surveillance by Flow Cytometry: Limitations of TRBC1 / TRBC2 Analysis in the Setting of a Highly Constrained T Cell Repertoire.”*

Congratulations to the team on their achievements and contributions! Photo above (l to r): Jing-Ping Zang, PhD (flow tech), Bruce Loewen MLS(ASCP) (lead flow tech), Helena Varela de Araujo SCYM(ASCP) (clinical supervisor), Dionicy Tarantino MLS(ASCP) (flow tech), Bartosz Grzywacz, MD (medical director), Stefanie Mattson (clinical manager).

Department of Pathology

News and Laboratory Updates

Flow Cytometry Laboratory Team Represents BIDMC at ICCS (cont.)



Department of Pathology

News and Laboratory Updates

Spotlight: Immunohistochemistry Laboratory

We are pleased to share several recent updates from the Immunohistochemistry Laboratory (IHC).

Congratulations to **Inderjit Singh**, who is taking on the role of Lead IHC Technologist, overseeing daily operations, staff training, and coordination of validations across our staining platforms. We would like to thank **Tonora Archibald** for her outstanding work in this position and congratulate her on her new role as Supervisor of the Immunohistochemistry, Electron Microscopy, and Immunofluorescence Laboratories.

In recent months, the IHC Laboratory has completed multiple new validations to expand diagnostic capabilities. Newly validated stains include ATRX, CK5, SMAD4, BCL10, FOLR1, and Claudin-18, as well as PRAME and MDM2 in-situ hybridization (ISH). PD-L1 (22C3) is currently undergoing validation.

To support this continued growth, the laboratory will soon install two new Leica Bond instruments to increase capacity and efficiency across staining platforms and to help accommodate the anticipated implementation of approximately 150 send-out stains. In addition, a second Dako instrument will be installed in the coming weeks to provide backup capability for this system, enhancing operational reliability and ensuring timely turnaround of critical immunostains.

Special thank you to the entire IHC team — Tonora Archibald, Lia Jung, Inderjit Singh, Asmayt Tesfazghi, and Ivetta Avakov — for their hard work and dedication. The team's exceptional performance was also reflected in the recent CAP inspection, during which there were no deficiencies identified.

Department of Pathology

Publications

- Su1405: [PRESENTING SYMPTOM PROFILES CAN DISTINGUISH ESOPHAGEAL AND GASTROESOPHAGEAL JUNCTION ADENOCARCINOMAS AND HAVE IMPLICATIONS ON SURVIVAL](#) Huang, Kevin Z. et al. Gastroenterology, Volume 169, Issue 1, S-763 - S-764
- Hughes RO, Davis HJ, Nease LA, Zumbo P, Danielli M, Tran W, Maidhof K, Kosmas K, Kanshin E, Murakami S, Cascio MG, Church KP, Aguirre KN, Delclaux I, Slack FJ, Vlachos IS, Ueberheide B, Jaffrey SR, Erhard F, Banh R, Betel D, Piskounova E. [tRNA modifications are required for stress granule formation and melanoma metastasis](#). bioRxiv [Preprint]. 2025 Aug 25:2025.08.20.671337. doi: 10.1101/2025.08.20.671337. PMID: 40909646; PMCID: PMC12407792.
- Hicks I, Moradei R, Chiaraviglio L, Aljahdali AZ, Donthiri RR, Kirby JE, O'Doherty GA. [De Novo Design and Asymmetric Synthesis of a C-1/2 Benzodioxin Fused Glycoside Analogue of Lincomycin](#). Org Lett. 2025 Sep 5. doi: 10.1021/acs.orglett.5c03402. Epub ahead of print. PMID: 40911788.
- Lee Y, Blum R, Mrozowich T, Bujisic B, Kirby J, Lee JT. [Synthetically inducing G-quadruplexes in coronavirus genome reduces infectivity](#). RNA. 2025 Aug 28:rna.080321.124. doi: 10.1261/rna.080321.124. Epub ahead of print. PMID: 40877136.
- Kim HI, Seshadri AJ, Harbison J, Csizmadia E, Park J, Gallo D, Voltarelli VA, Scheifflinger A, Kirby JE, Hauser CJ, Otterbein LE. [Traumatic liver injury increases susceptibility to bacterial pneumonia in swine. J Trauma Acute Care Surg](#). 2025 Aug 28. doi: 10.1097/TA.0000000000004768. Epub ahead of print. PMID: 40875191.
- Martinez R, Montoya M, Tahan SR, McGee JS. [Perianal Crohn's Disease Successfully Treated With Topical Ruxolitinib. J Dermatol](#). 2025 Aug;52(8):e702-e703. doi: 10.1111/1346-8138.17781. Epub 2025 Jun 18. PMID: 40530803.
- Oganessian R, Tahan SR. [Colloid Bodies in Cutaneous Basal Cell Carcinoma: Clinical and Histologic Correlates-An Analysis of 405 Cases - PubMed](#) 2024 Nov 28. doi: 10.1111/cup.14755. Epub ahead of print. PMID: 39608841.
- Rosenbaum MW, Saieg M, Deshpande V. [Oncocytic Tumors of the Pancreas: A Tri-Focal Review - Integrated Cytopathological, Pathological, and Molecular Perspectives - PubMed](#) Acta Cytol. 2025 Aug 22:1-18. doi: 10.1159/000548119. Epub ahead of print. PMID: 40875691.

Department of Pathology

Publications

- Jorns JM, Smith RS, Strenk D, Stauble G, Khelifa S, Seltzer R, Manuel J, Rosenbaum MW, Almas J, Li Z. [Shortwave infrared imaging increases the number of lymph nodes and improves cancer staging: a 104-patient study.](#) *J Clin Pathol.* 2025 Aug 24:jcp-2024-210038. doi: 10.1136/jcp-2024-210038. Epub ahead of print. PMID: 40850743.
- Chen F, Vyas M, Gosse M, Deshpande V, Rosenbaum MW. [Clinicopathologic Characteristics of Immune Checkpoint Inhibitor-related Pancreatitis.](#) *Am J Surg Pathol.* 2025 Jul 1;49(7):730-739. doi: 10.1097/PAS.0000000000002398. Epub 2025 Apr 7. PMID: 40191942.
- Qian C, Wang Z, Xiong Y, Zhang D, Zhong Y, Inuzuka H, Qi Y, Xie L, Chen X, Wei W, Jin J. [Harnessing the Deubiquitinase USP1 for Targeted Protein Stabilization.](#) *J Am Chem Soc.* 2025 Apr 30;147(17):14564-14573. doi: 10.1021/jacs.5c01662. Epub 2025 Apr 19. PMID: 40252079; PMCID: PMC12077936.
- Wang Z, Qian C, Xiong Y, Zhang D, Inuzuka H, Zhong Y, Xie L, Chen X, Jin J, Wei W. [USP28-Based Deubiquitinase-Targeting Chimeras for Cancer Treatment.](#) *J Am Chem Soc.* 2025 Apr 23;147(16):13754-13763. doi: 10.1021/jacs.5c01889. Epub 2025 Apr 11. PMID: 40214647; PMCID: PMC12105324.
- Zhang D, Wang Z, Inuzuka H, Wei W. [Proximity-induced membrane protein degradation for cancer therapies.](#) *RSC Med Chem.* 2025 May 2. doi: 10.1039/d5md00141b. Epub ahead of print. PMID: 40365034; PMCID: PMC12066958.
- Ratcliffe M, Heng YJ, Baker GM, Rosner B, Tamimi RM, Yaghjian L. [Associations of alcohol consumption with expression of CD44, CD24, and ALDH1A1 stem cell markers in benign breast biopsy samples.](#) *Cancer Causes Control.* 2025 Jul 12. doi: 10.1007/s10552-025-02034-y. Epub ahead of print. PMID: 40650797.
- Beattie J, Nasim H, Chen J, Bharwani A, Lara J, Parrish R, Swenson K, Parikh M, Karlin K, **VanderLaan PA**, Majid A. Endobronchial Ultrasound Guided Transbronchial Sampling: Diagnostic Utility of Needle Biopsy and Cryobiopsy in Addition to Transbronchial Needle Aspiration. *Ann Am Thorac Soc.* 2025; *in press*.
- Beattie J, Parrish R, Uribe F, Pineda CM, Cheng G, Senitko M, Abdelghani R, Magge A, Avendano C, Kheir F, Swenson K, Parikh M, Wilson J, **VanderLaan PA**, Gangadharan S, Majid A. Safety and Feasibility of Bronchoscopic Microwave Ablation Technology for Peripheral Lung Cancer: A Multi-Center, Prospective, Single-Arm Study Protocol. *BMC Surgery.* 2025; *in press*.